

**Year: XIX**

**ISSUE: 180**

**Volume: 230**

# **Nepal Telecommunications Authority**

## **Telecommunication Indicators**

**Poush, 2080 (December 17, 2023– January 14, 2024)**

P.O. Box No. 9754  
Jamal, Kathmandu, Nepal  
Phone No.: +977-1-5355474  
Fax No.: +977-1-5355250  
E-mail: ntra@nta.gov.np, info@nta.gov.np  
Website: www.nta.gov.np

Published on  
Baisakh, 2081

## Table of Contents

1. Voice Telephony .....	3
1.1 Subscription of Voice Telephony Service .....	3
1.2 Service wise Market Proportion of Voice Service (Based on Subscription) .....	4
1.3 Operator-wise Market Proportion of Voice Service (Based on Sim Subscription) ....	5
1.4 Population Penetration (%) of Voice Service (Based on Subscription).....	6
2. Internet Service.....	7
2.1 Subscription of Broadband Internet Service .....	7
2.2 Market Proportion of Data Service (Technology-wise).....	8
2.3 Market Proportion of Mobile Broadband Service (Based on Sim Subscription).....	9
2.4 Population Penetration of Broadband Service (Based on Subscription).....	10
2.5 List of Top Twenty Internet Service Providers ( Based on Number of subscriber- Fixed Broadband).....	11
2.6 Market proportion of Fixed Broadband service (Operator-wise).....	12
2.7 Technology used in Broadband Service.....	13

## 1. Voice Telephony

### 1.1 Subscription of Voice Telephony Service

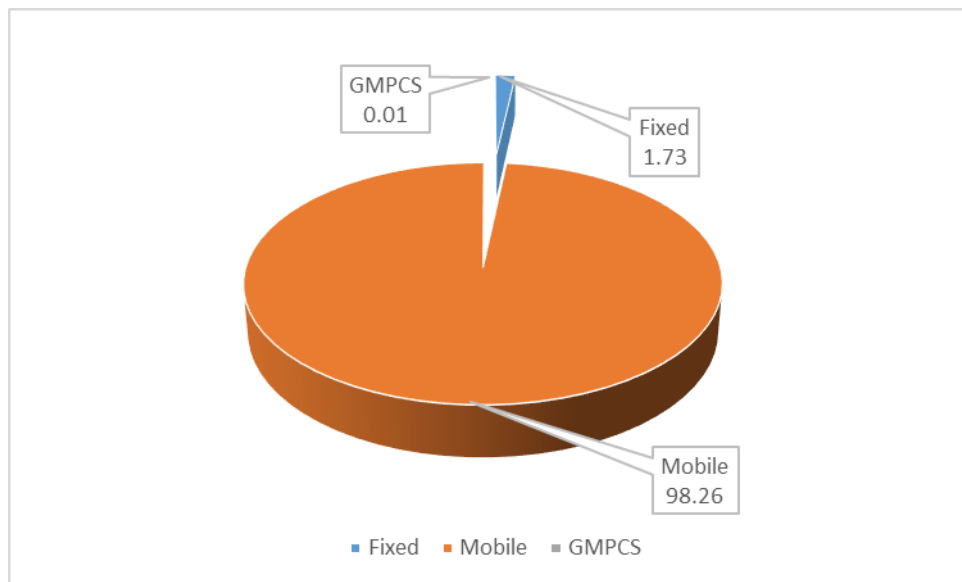
Operator	Service	Technology	Total	
Nepal Telecom	Fixed	PSTN	262900	603,810
		FTTH Voice	340910	
		VSAT		
		WLL#		
	Mobile	CDMA		34361456
	GSM/IMT	21411581		
Ncell Axiata Ltd.	GSM/IMT	12,949,875		
Others	GMPCS	GMPCS	2986	2,986
<b>Total</b>				34,968,252

**Population Projection (2011-2031): 2,91,64,578 (Source: cbs.gov.np)**

**# CDMA/ WLL service phased out by Nepal Telecom from Shrawan, 2080.**

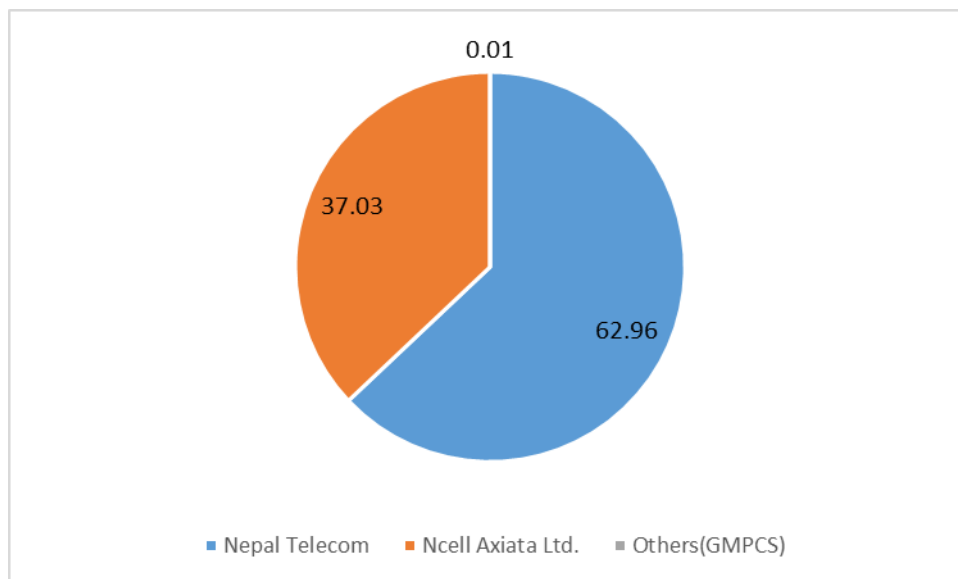
## 1.2 Service wise Market Proportion of Voice Service (Based on Subscription)

Voice Telephony Service	Number of Subscriber	Market Proportion (%)
Fixed	603810	1.73
Mobile	34361456	98.26
GMPCS	2986	0.01
Total	34968252	100.00



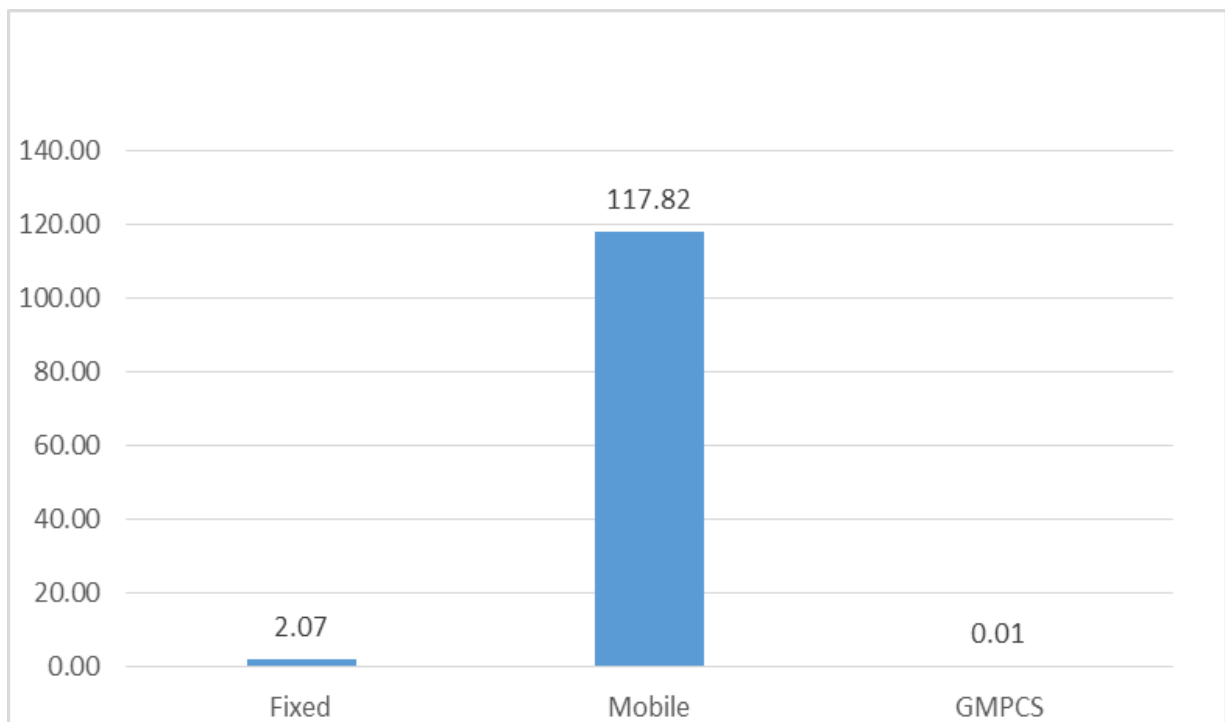
### 1.3 Operator-wise Market Proportion of Voice Service (Based on Sim Subscription)

Operator	Number of Subscriber	Market Proportion (%)
Nepal Telecom	22015391	62.96
Ncell Axiata Ltd.	12949875	37.03
Others(GMPCS)	2986	0.01
Total	34968252	100.00



### 1.4 Population Penetration (%) of Voice Service (Based on Subscription)

Voice Telephony Service	Number of Subscriber	Population Penetration (%)
Fixed	603810	2.07
Mobile	34361456	117.82
GMPCS	2986	0.01
Total	34968252	119.90



## 2. Internet Service

### 2.1 Subscription of Broadband Internet Service

Services		Users			Total
		Nepal Doorsanchar Company Ltd.	Ncell Axiata Ltd.	ISPs	
Fixed Broadband (Wired)	ADSL/Cable	94,099	-	153	94,252
	FTTH	1,127,670	-	12,584,914	13,712,584
Fixed Broadband (Wireless)	Radio (WIFI)	-	-	45,802	45,802
Mobile Broadband	3G	5714214	1,565,546	-	7,279,760
	4G	14189441	6017656	-	20,207,097
	EVDO				-
<b>Total</b>		<b>21,125,424</b>	<b>7,583,202</b>	<b>12,630,869</b>	<b>41,339,495</b>

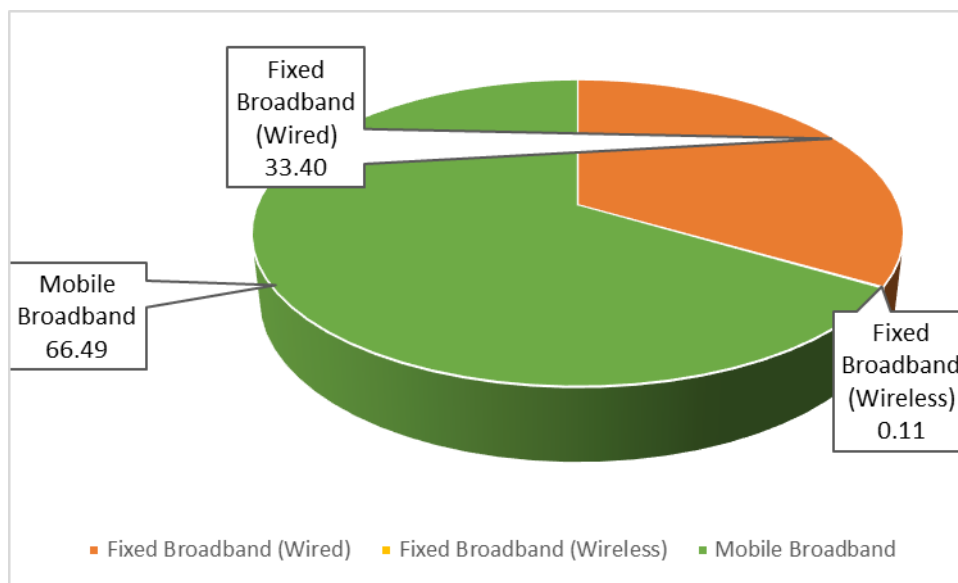
**Note:** Data/Internet Service through GPRS Service is excluded in Broadband subscription.

# 1 Connection equal to 4.37 subscribers for fixed broadband (Source: cbs.gov.np)

# EVDO service phased out by Nepal Telecom from Shrawan, 2080.

## 2.2 Market Proportion of Data Service (Technology-wise)

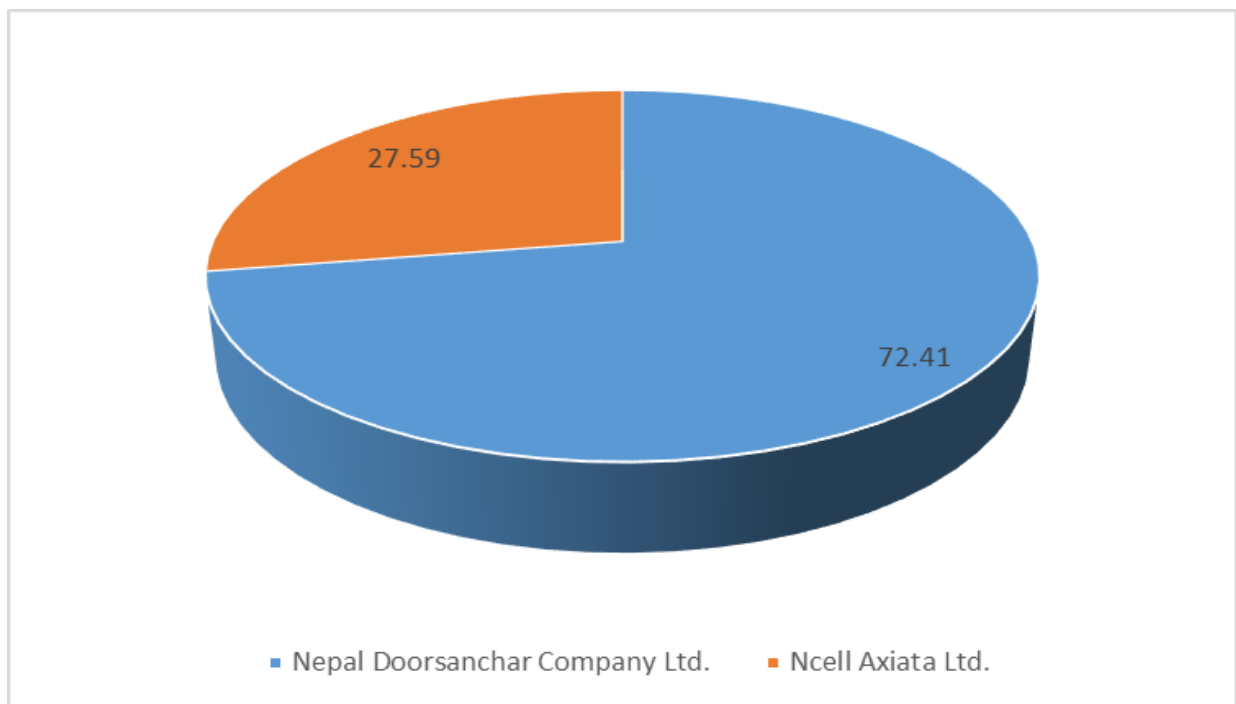
Broadband Services	Number of Subscription	Market Proportion (%)
Fixed Broadband (Wired)	13806836	33.40
Fixed Broadband (Wireless)	45802	0.11
Mobile Broadband	27486857	66.49
<b>Total Broadband Service</b>	<b>41339495</b>	<b>100.00</b>





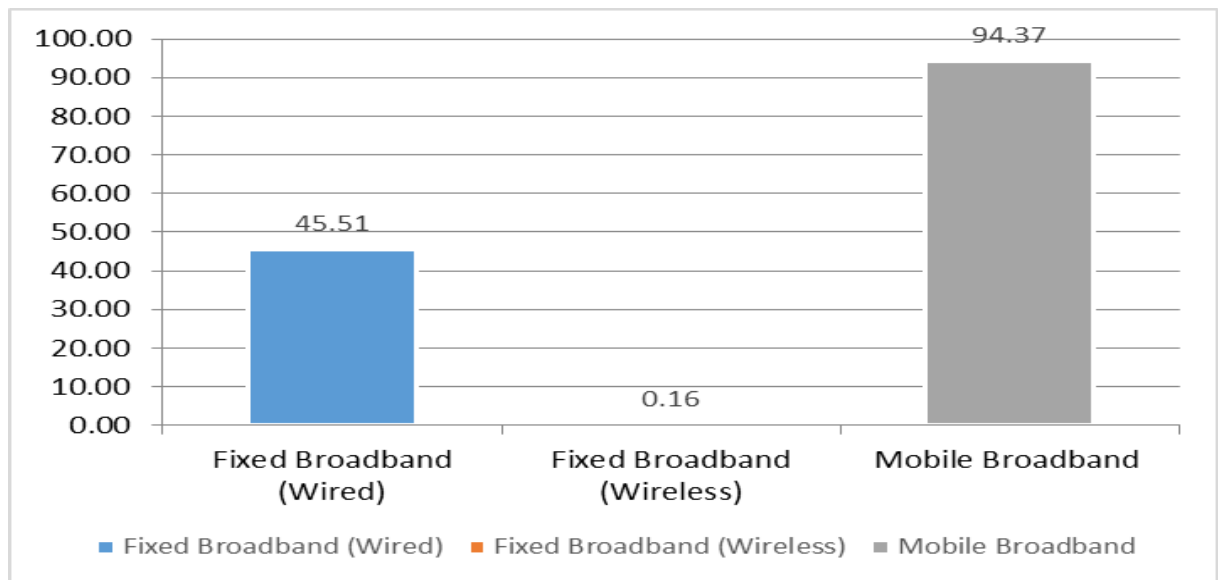
### 2.3 Market Proportion of Mobile Broadband Service (Based on Sim Subscription)

Operator	Number of Subscription	Market Proportion (%)
Nepal Doorsanchar Company Ltd.	19903655	72.41
Ncell Axiata Ltd.	7583202	27.59
Total	27486857	100.00



## 2.4 Population Penetration of Broadband Service (Based on Subscription)

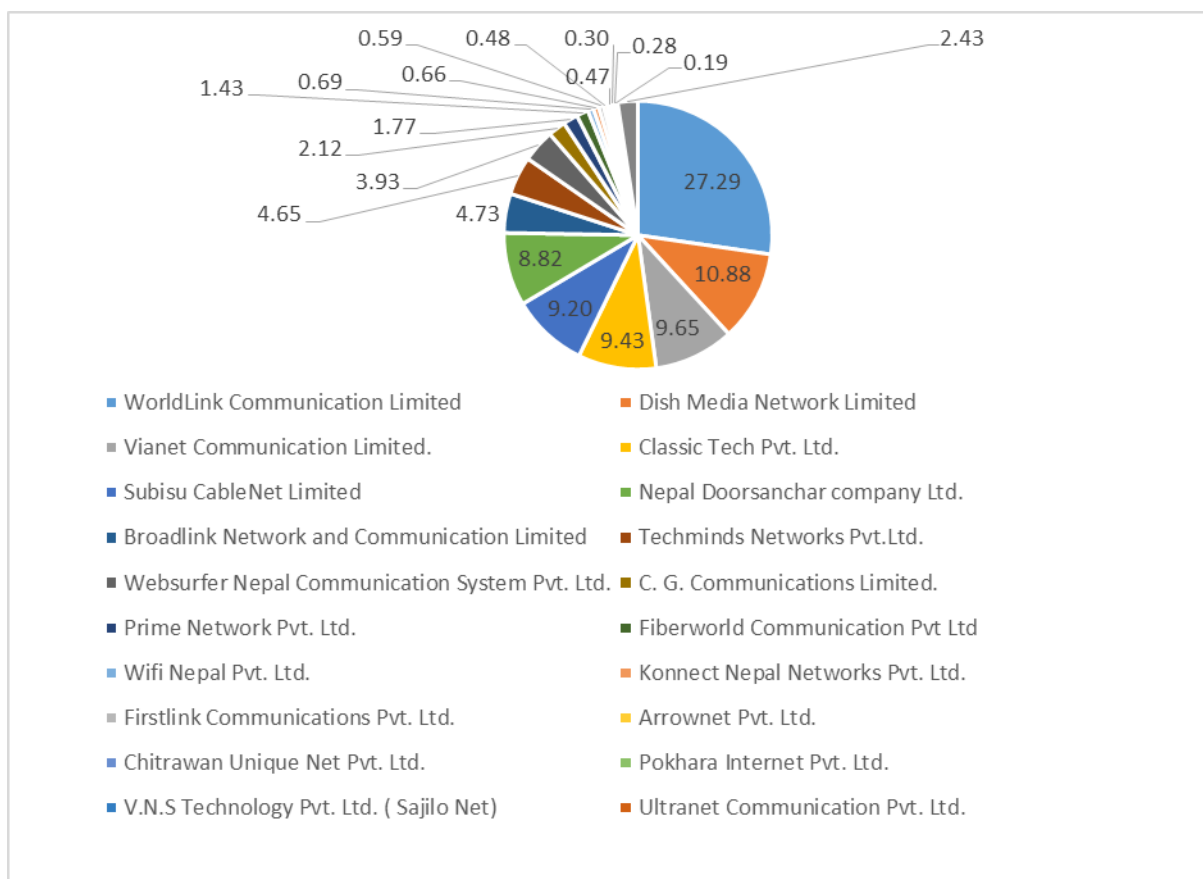
Broadband Services	Number of Subscription	No.Of Population	Population Penetration(%)
Fixed Broadband (Wired)	3050756	13331804	45.51
Fixed Broadband (Wireless)	10585	46256	0.16
Mobile Broadband	27643393	27643393	94.37
	<b>30704734</b>	<b>41021453</b>	140.04



## 2.5 List of Top Twenty Internet Service Providers ( Based on Number of subscriber-Fixed Broadband)

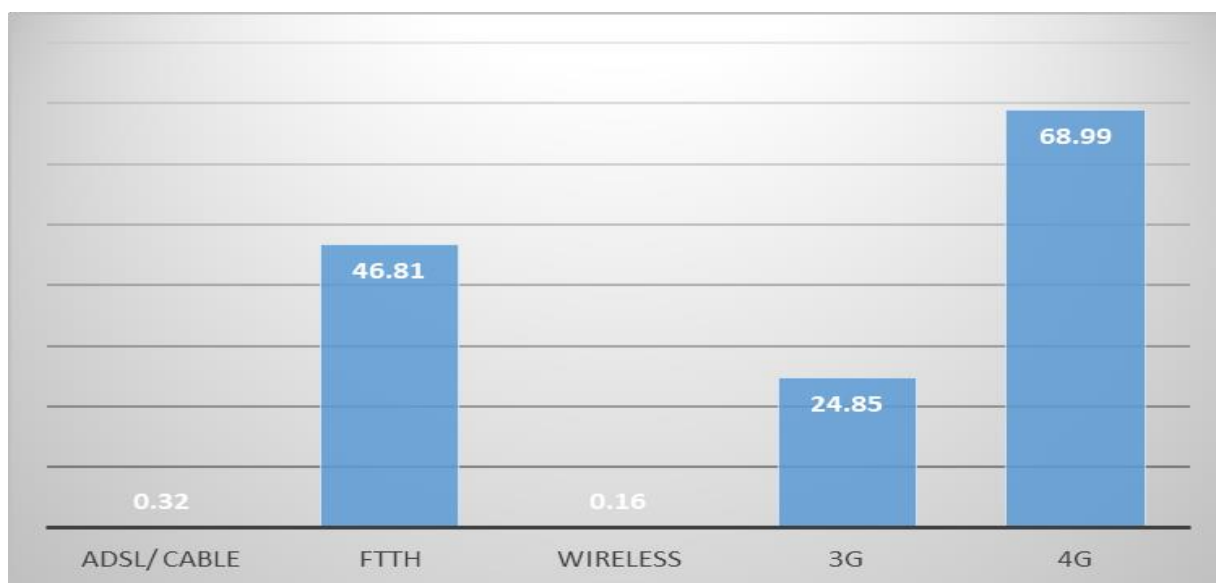
S.no.	Operator	Fiber	ADSL/ Cable	Wireless	Total	Market Share (in %)
1	WorldLink Communication Limited	864456	27	530	865013	27.29
2	Dish Media Network Limited	344924	0	0	344924	10.88
3	Vianet Communication Limited.	306045	0	0	306045	9.65
4	Classic Tech Pvt. Ltd.	298347	0	703	299050	9.43
5	Subisu CableNet Limited	289422	8	2285	291715	9.20
6	Nepal Doorsanchar company Ltd.	258048	21533	0	279581	8.82
7	Broadlink Network and Communication Limited	149417	0	536	149953	4.73
8	Techminds Networks Pvt.Ltd.	146254	0	1215	147469	4.65
9	Websurfer Nepal Communication System Pvt. Ltd.	122463	0	2037	124500	3.93
10	C. G. Communications Limited.	67154	0	0	67154	2.12
11	Prime Network Pvt. Ltd.	56014	0	0	56014	1.77
12	Fiberworld Communication Pvt Ltd	45387	0	0	45387	1.43
13	Wifi Nepal Pvt. Ltd.	21779	0	0	21779	0.69
14	Konnect Nepal Networks Pvt. Ltd.	20951	0	0	20951	0.66
15	Firstlink Communications Pvt. Ltd.	18654	0	0	18654	0.59
16	ArrowNet Pvt. Ltd.	15253	0	70	15323	0.48
17	Chitrawan Unique Net Pvt. Ltd.	14849	0	0	14849	0.47
18	Pokhara Internet Pvt. Ltd.	9405	0	184	9589	0.30
19	V.N.S Technology Pvt. Ltd. ( Sajilo Net)	8927	0	0	8927	0.28
20	Ultranet Communication Pvt. Ltd.	5991	0	50	6041	0.19
21	Other	74151	0	2871	77022	2.43
<b>Total</b>		<b>3137891</b>	<b>21568</b>	<b>10481</b>	<b>3169940</b>	<b>100.00</b>

## 2.6 Market proportion of Fixed Broadband service (Operator-wise)



## 2.7 Technology used in Broadband Service

Technology	Number of user	Population Penetration Proportion (%)
ADSL/ Cable	94252	0.32
FTTH	13712584	46.81
Wireless	45802	0.16
<b>3G</b>	<b>7279760</b>	24.85
4G	<b>20207097</b>	68.99
Total	<b>41339495</b>	141.13



### **Contact:**

Nepal Telecommunications Authority

Jamal, Kathmandu

Phone No.: +977-1-5355474

Fax No.: +977-1-5355250

E-mail: [info@nta.gov.np](mailto:info@nta.gov.np), [ntra@nta.gov.np](mailto:ntra@nta.gov.np)